


# Region 11 Workforce Statistics

**435,637** Total Population

**40** Average Median Age of Population

**222,205** Resident Labor Force

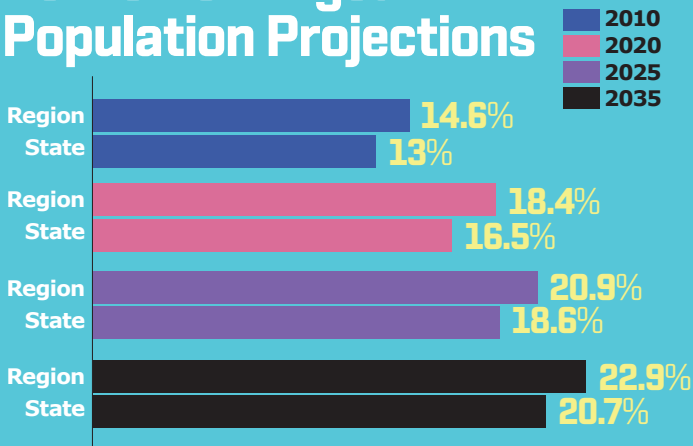
**63.2%** Labor Participation Rate



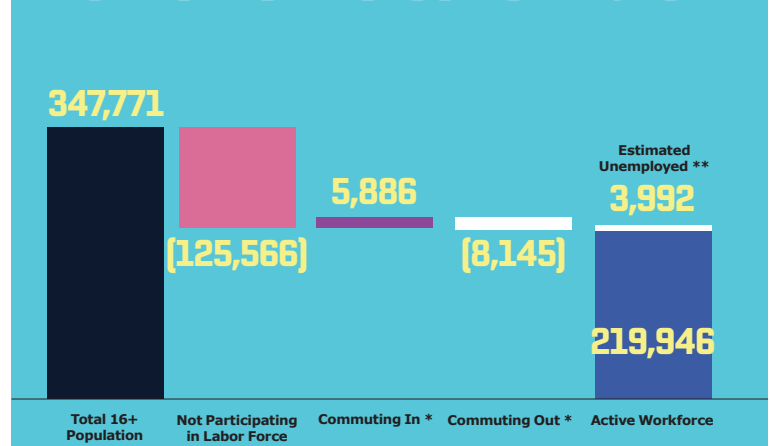
**Workforce Region 11** is anchored by Evansville on the southwestern border between Indiana and Kentucky. Workforce Region 11 is home to 6.4 percent of Indiana’s population. The average median age of 40 years old is higher than the overall state average of 38 years, indicating that impending retirements is a real threat to workforce availability in the region. By 2035, population projections indicate that nearly 23 percent of the region’s population will be over 65 years of age, up from 18 percent in 2020. The overall population of the

region has also remained relatively flat in the past 5 years, compared to total state population growth of 2.2 percent. As of March 2022, the region’s labor participation rate of 63.2 percent is above the state average of 62.4 percent. Commuting statistics indicate that the region loses more workers to outside geographic areas (mostly to out of state - Kentucky) than it brings into the region. The overall available workforce seeking employment within Region 11 is 1.8 percent (3,992), which by most standards is considered full employment.

## Retirement Aged Population Projections



## Active Workforce Estimate



Data sources: U.S. Census Bureau, Bureau of Labor Statistics, Indiana Department of Workforce Development, and Indiana Department of Revenue.

\*The estimated net impact of commuting in and out of the region is -2,259 workers, driven primarily by outflows of 3,752 to out of state areas, partially offset by an net inflow from Region 8 of 1,292.

\*\*As of November 2021. Not seasonally adjusted.