

Region 3 Workforce Statistics



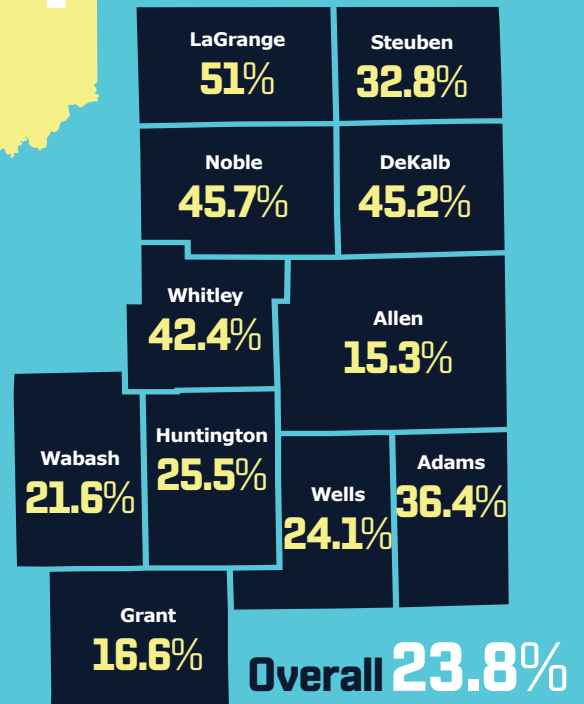
779,402 Total Population

38 Average Median Age of Population

387,911 Resident Labor Force

63.2% Labor Participation Rate

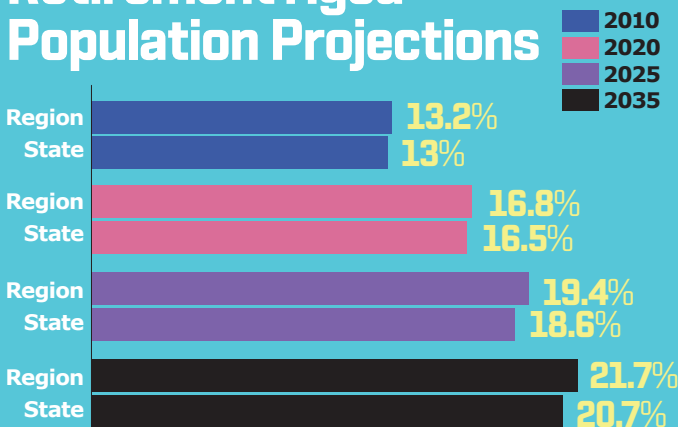
Manufacturing Intensity



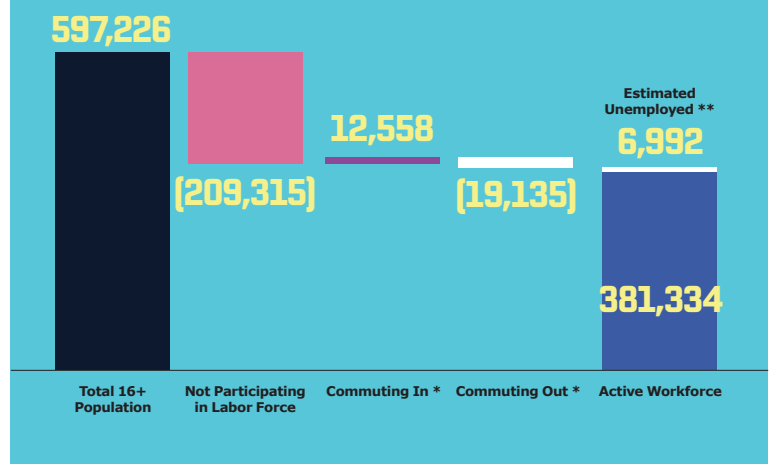
Workforce Region 3 centers around Fort Wayne, Indiana’s second most populous metropolitan area. Its population of nearly 780,000 residents represents 11.5 percent of the total state population. Population growth trends are in line with the state overall, increasing 0.4 percent in year-over-year in 2020 and 2.2 percent in five years. The region’s manufacturing intensity of 23.8 percent is higher than the overall state of 17.4 percent, primarily driven by counties surrounding Fort

Wayne; notably LaGrange, Steuben, Noble, DeKalb, Whitley, and Adams counties. As of March 2022, the region’s labor participation rate of 63.2 percent is slightly above the state average of 62.4 percent. Commuting statistics indicate that the region experiences a net outflow of workers to neighboring geographic areas, specifically workforce Region 2. The overall available workforce seeking employment within Region 3 is 1.8 percent (6,992), which by most standards is considered full employment.

Retirement Aged Population Projections



Active Workforce Estimate



Data sources: U.S. Census Bureau, Bureau of Labor Statistics, Indiana Department of Workforce Development, and Indiana Department of Revenue.

*The estimated net impact of commuting in and out of the region is -6,577 workers, driven primarily by net outflows of 7,081 and 1,218 to Region 2 and out of state, respectively, partially offset by a net inflow from Region 6 of 1,442.

**As of November 2021. Not seasonally adjusted.