

Region 6 Workforce Statistics



330,314 Total Population

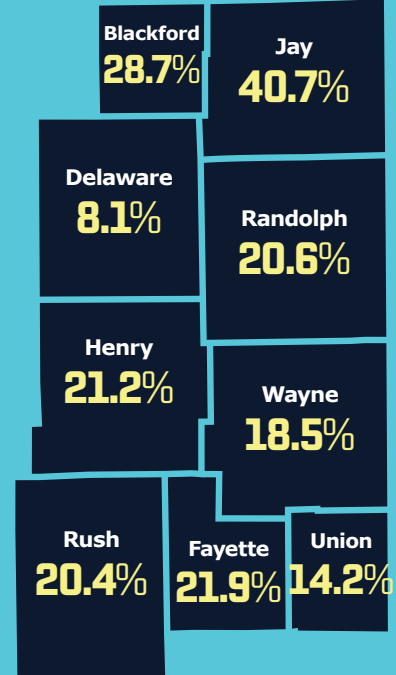
40 Average Median Age of Population

158,799 Resident Labor Force

55.4% Labor Participation Rate

Overall 16.7%

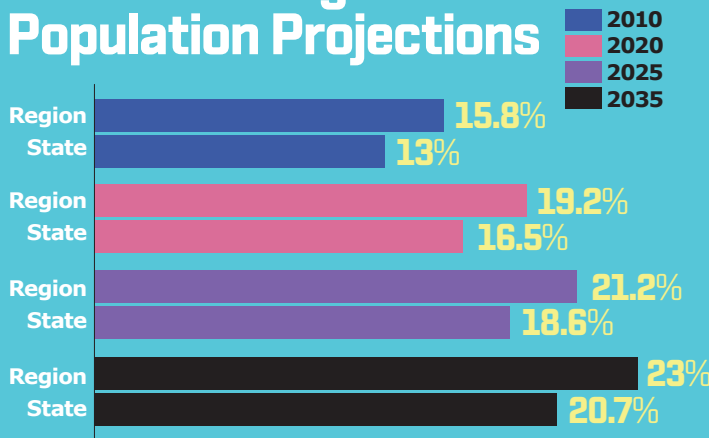
Manufacturing Intensity



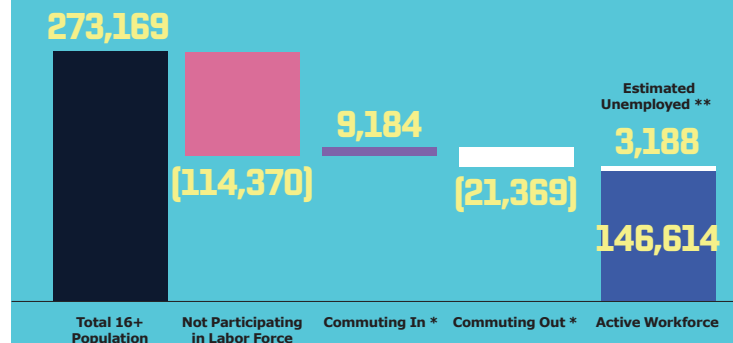
Workforce Region 6 is located in central Indiana, near the Ohio border, and contains the Muncie metropolitan area as well as a small portion of the Cincinnati metropolitan area (Union County). This region's overall manufacturing intensity of 16.7 percent is below the overall state average of 17.4 percent. However, the majority of the counties within the region (those outside of the metropolitan areas mentioned) are above the state average for manufacturing intensity. Its population of over 330,000 residents represents 4.9 percent of the total state's population and has decreased by 2.1 percent over the last 5 years (compared to the overall state increase of 2.2 percent). The average median age of 40 years

is approximately 2 years higher than the state overall, indicating that impending retirements are a real threat to workforce availability in the region. By 2035, population projections indicate that 23 percent of the region's population will be over 65 years of age, up from 19 percent in 2020. As of March 2022, the region's labor participation rate of 55.4 percent is well below the state average of 62.4 percent and is the second lowest region in the state. Commuting statistics indicate the region is impacted by a net outflow of workers to neighboring geographic areas, mostly within Indiana. The overall available workforce seeking employment within Region 6 is 2.0 percent (3,188).

Retirement Aged Population Projections



Active Workforce Estimate



Data sources: U.S. Census Bureau, Bureau of Labor Statistics, Indiana Department of Workforce Development, and Indiana Department of Revenue.

*The estimated net impact of commuting in and out of the region is -12,185 workers, driven primarily by net outflows of 6,496, 4,041, and 1,442 to Regions 5, 9 and 3, respectively.

**As of November 2021. Not seasonally adjusted.