

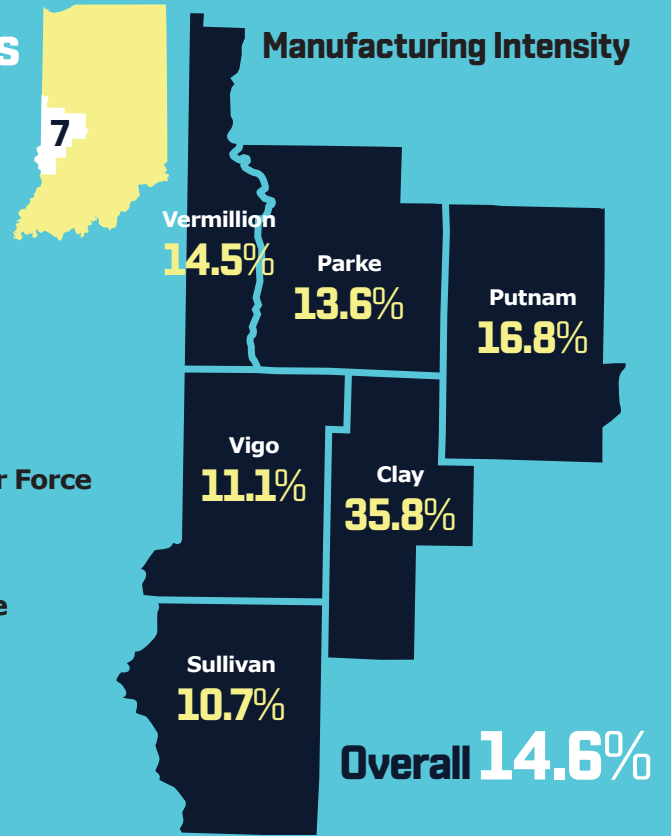
Region 7 Workforce Statistics

223,101 Total Population

39 Average Median Age of Population

105,399 Resident Labor Force

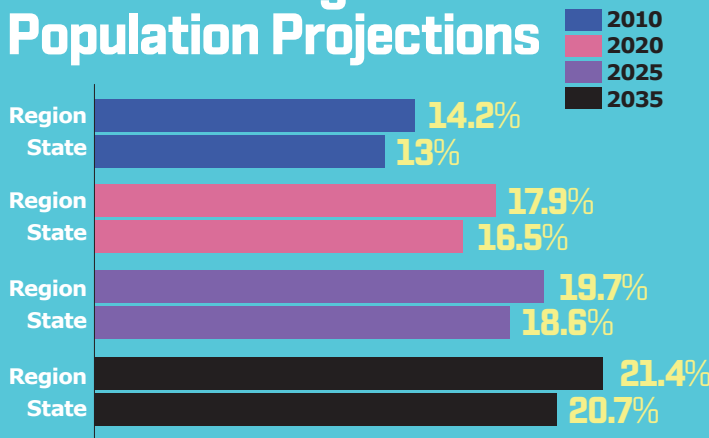
52.3% Labor Participation Rate



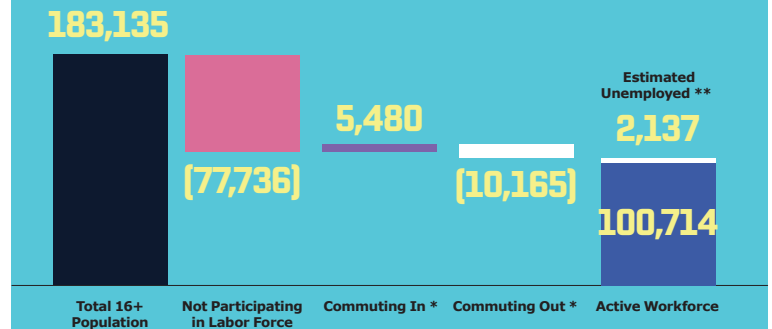
Workforce Region 7 is anchored by Terre Haute in western Indiana and is home to 3.3% of Indiana’s population. The regional population has decreased by 0.8 percent over the past 5 years, compared to total state population growth of 2.2%. This region’s manufacturing intensity of 14.6 percent is below the overall state average of 17.4 percent. Additionally, as of March 2022, the regional labor participation rate of 52.3 percent is well below the state average of 62.4

percent, and represents the lowest regional labor participation rate in the state. Commuting statistics indicate the region is impacted by a net outflow of workers to neighboring geographic areas, specifically to the Indianapolis metropolitan area and Illinois. The overall available workforce seeking employment within Region 7 is 2.0 percent (2,137), which by most standards is considered full employment.

Retirement Aged Population Projections



Active Workforce Estimate



Data sources: U.S. Census Bureau, Bureau of Labor Statistics, Indiana Department of Workforce Development, and Indiana Department of Revenue.

*The estimated net impact of commuting in and out of the region is -4,685 workers, driven primarily by net outflows of 3,310 and 1,703 to Region 5 and out of state, respectively.

**As of November 2021. Not seasonally adjusted.